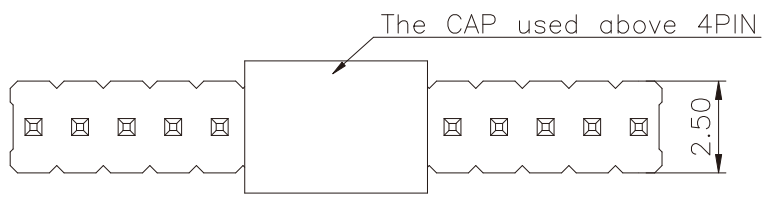
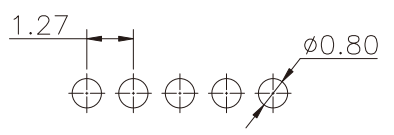


1 2 3 4 5 6 7 8 9

F

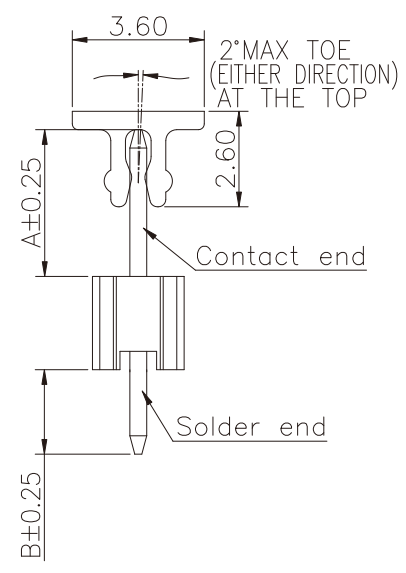
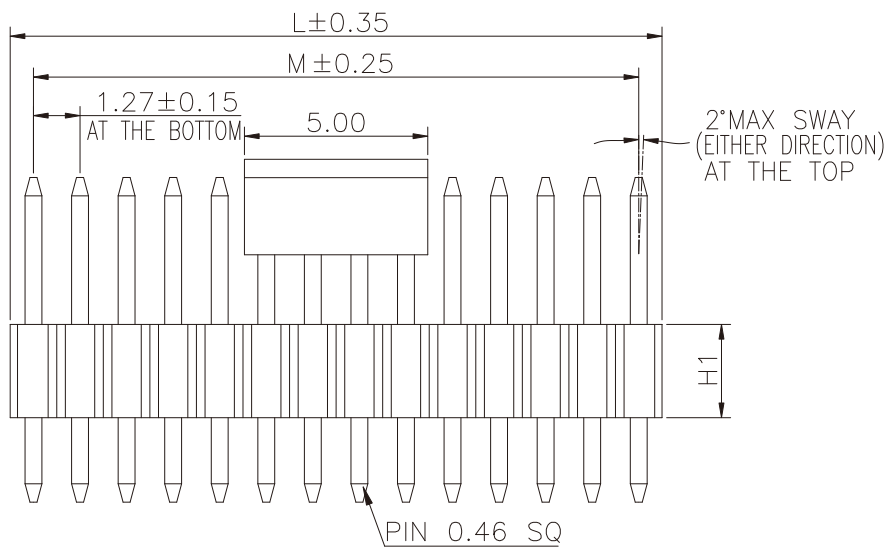


Recommended P.C.Board Layout
(Tolerance:±0.05)



Specifications
 Current Rating:1.0Amp
 Insulation Resistance:1000MΩMin.
 Dielectric Withstanding Voltage:300VAC
 Contact Resistance:20mΩMax.
 Operating Temperature:-40°C to +105°C
 Materials
 Contact Material:Brass
 Insulator Material:High Temperature Thermoplastic, UL 94V-0 LCP or the equivalent material
 All materials must meet Greenconn hazardous substances control standards.

E



D

C

No. of PIN/ROW	Dimension Information		No. of PIN/ROW	Dimension Information	
	L	M		L	M
02	2.54	1.27	27	34.29	33.02
03	3.81	2.54	28	35.56	34.29
04	5.08	3.81	29	36.83	35.56
05	6.35	5.08	30	38.10	36.83
06	7.62	6.35	31	39.37	38.10
07	8.89	7.62	32	40.64	39.37
08	10.16	8.89	33	41.91	40.64
09	11.43	10.16	34	43.18	41.91
10	12.70	11.43	35	44.45	43.18
11	13.97	12.70	36	45.72	44.45
12	15.24	13.97	37	46.99	45.72
13	16.51	15.24	38	48.26	46.99
14	17.78	16.51	39	49.53	48.26
15	19.05	17.78	40	50.80	49.53
16	20.32	19.05	41	52.07	50.80
17	21.59	20.32	42	53.34	52.07
18	22.86	21.59	43	54.61	53.34
19	24.13	22.86	44	55.88	54.61
20	25.40	24.13	45	57.15	55.88
21	26.67	25.40	46	58.42	57.15
22	27.94	26.67	47	59.69	58.42
23	29.21	27.94	48	60.96	59.69
24	30.48	29.21	49	62.23	60.96
25	31.75	30.48	50	63.50	62.23
26	33.02	31.75			

B

Ordering Information

G PEA1XX - XX XX A XXX C 1 Z X

Plastic specifications
 1=Single row
 2=Dual row
 3=Tripe row
 4=Quadruple

Water code
 01:H1=2.54
 02:H1=3.00
 03:H1=1.70
 15:H1=1.40

No. of Pins per Row
 02~50

Positioning column information
 A=No locating post
 B=Round post
 C=Square post

Plating code
 01=Tin
 02=Gold Flash
 05=Gold Flash/Tin
 22=Matte Tin

Pin length
 See the drawing

Insulator Material
 A=PBT
 R=Nylon(Halogen Free)
 C=LCP

Color
 1=Black
 2=White
 3=Yellow
 E=Beige

Contact Material
 A/S/K/T=Phosphor Bronze
 B/Z/H/W=Brass

Packing code
 A=Box
 B=Tray
 C=Tube
 D=Tape&Reel
 E=Cap+Tube
 F=Cap+Tape&Reel
 G=Acetate Tape+Tube
 H=Acetate Tape+Tape&Reel

A

赣州市创盟电子科技有限公司				GENERAL TOLERANCE		DWG. NO. GPEA1XX-CAXXCZ	TITLE. 1.27 PIN HEADER SINGLE ROW DIP TYPE CONNECTOR
				X.*±5.0°	X.±0.30		
REV. 01 UNIT. mm SCALE. 5:1 PAGE. 1/1				.X*±3.0°		PART NO. GPEA1XX-XX XX AXXXC1ZX	
				.XX*±2.0°			
				.XXX*±1.0°			
						.XXX±0.10	

1 2 3 4 5 6 7 8 9